

CollegeCredit PLUS



Results & Cost-Effectiveness

November 2019



Department of Education
Department of Higher Education

Introduction

Ohio's College Credit Plus (CCP) program allows high school students to earn transcribed college credit while still in high school by taking college courses from community colleges or universities. The purpose of the program is to promote rigorous academic pursuits and to provide college-ready students an opportunity to jump-start their postsecondary studies while in high school. Students in the CCP program are able to reduce the time and cost needed to earn a postsecondary credential, some earning associate degrees and/or certificates prior to graduation at no cost to them.¹

CCP also supports the Ohio Department of Education's ongoing work to transform the high school experience and inspire high school students to identify pathways to future success. *Each Child, Our Future*, Ohio's five-year strategic plan for education, calls on our education system to challenge, prepare, and empower each student for future success. To ensure success, we must address all aspects of a child's well-being, including the physical, social, emotional, and intellectual facets. In Strategy 10, *Each Child, Our Future* emphasizes the importance of giving students options in high school – both as pathways to graduation and as gateways to career exploration. CCP transforms the high school experience by giving students access to higher education opportunities. It spotlights higher education as an option for students who may not have considered postsecondary enrollment and sets students on a pathway to expedited completion of a postsecondary degree.

To successfully compete for business investment and jobs, Ohio is working diligently to increase the number of its citizens with in-demand postsecondary education credentials relevant in the workplace. For Ohio to prosper in a global economy, the state must have world-class talent with verifiable knowledge and skills aligned with specific workplace needs. For Ohio citizens to maximize their job, wage, and career advancement opportunities, they must possess trusted credentials that reliably document their qualifications and readiness for employment. By giving students postsecondary experiences in high school, CCP supports Ohio's need for more citizens with the postsecondary credentials needed for a strong economy and healthy, vibrant communities.

This report was prepared to fulfill the requirements contained in Senate Bill 216, Section 3 of the 132nd General Assembly, and summarizes the cost-effectiveness of the CCP program. Significant highlights include:

- During the 2017-2018 academic year, students took 616,654 credit hours through CCP, saving families more than \$148 million in tuition costs.
- For the 2017-2018 academic year, over 93 percent of CCP students earned passing grades with the overall average grade point average (GPA) being a 3.24 in CCP courses.
- Since the beginning of the CCP program, students have earned nearly 2,400 associate degrees and almost 1,200 certificates before graduating high school.
- CCP students that graduated in 2016 needed an average of 40 credit hours more to earn an associate degree and 61 credit hours more to earn a bachelor's degree, once enrolled in a college or university, compared to the 60 hours (associate degree) or 120 hours (bachelor's degree) needed by students who do not earn credits in high school.

¹ CCP uses taxpayer funds redirected from the district to pay colleges at a reduced rate, districts provide texts, and all college fees are waived.

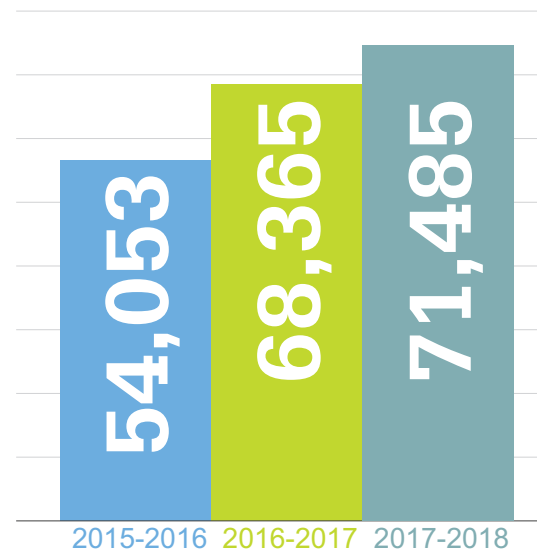
- In 2016, the amount paid through CCP was just over \$38 million, compared to the standard tuition of nearly \$124 million. This shows that for every \$1 invested in CCP, we are saving Ohio families \$3 in tuition alone (not including textbooks or other fees).
- CCP saved Ohio’s families a reported amount of more than \$4.8 million in combined textbook costs and fees in fiscal year 2018.

Results: Student Enrollment and Attainment

The CCP program has grown since its implementation during the 2015-2016 school year. As represented in Figure 1, enrollment in CCP has expanded from 54,053 to 71,485 total participants in two years, representing an increase of 32 percent in CCP enrollment. The total enrollment of CCP includes students in grades 7 through 12 in Ohio’s public and nonpublic secondary schools and home-schooled families.²

Figure 1

Total College Credit Plus Enrollment



² Additional information is available in the College Credit Plus Annual Reports: www.ohiohighered.org/ccp.

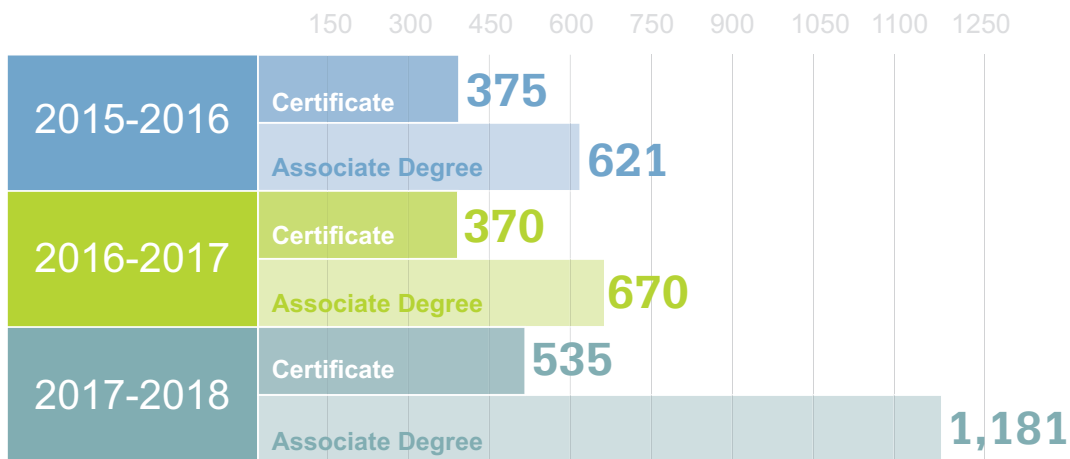
Student Performance

Students in the program have performed exceedingly well in college courses. For the 2017-2018 academic year, more than 93 percent of CCP students earned passing grades with the overall average GPA being a 3.24 in CCP courses.³

Attainment While in High School

In addition to setting students on an expedited path to college completion by earning credits while in high school and transforming the high school experience by offering more advanced course options to students, CCP also allows students to earn certificates and associate degrees before they graduate from high school. As demonstrated in Figure 2, the number of certificates and associate degrees earned by CCP students prior to high school graduation has increased each year of the program, starting with a combined certificate and associate degree attainment of 996 in the first year to 1,716 in the 2017-2018 academic year. This represents a 72 percent increase in attainment in just two years. Since the beginning of the CCP program, students have earned nearly 2,400 associate degrees and almost 1,200 certificates before graduating high school.

Figure 2



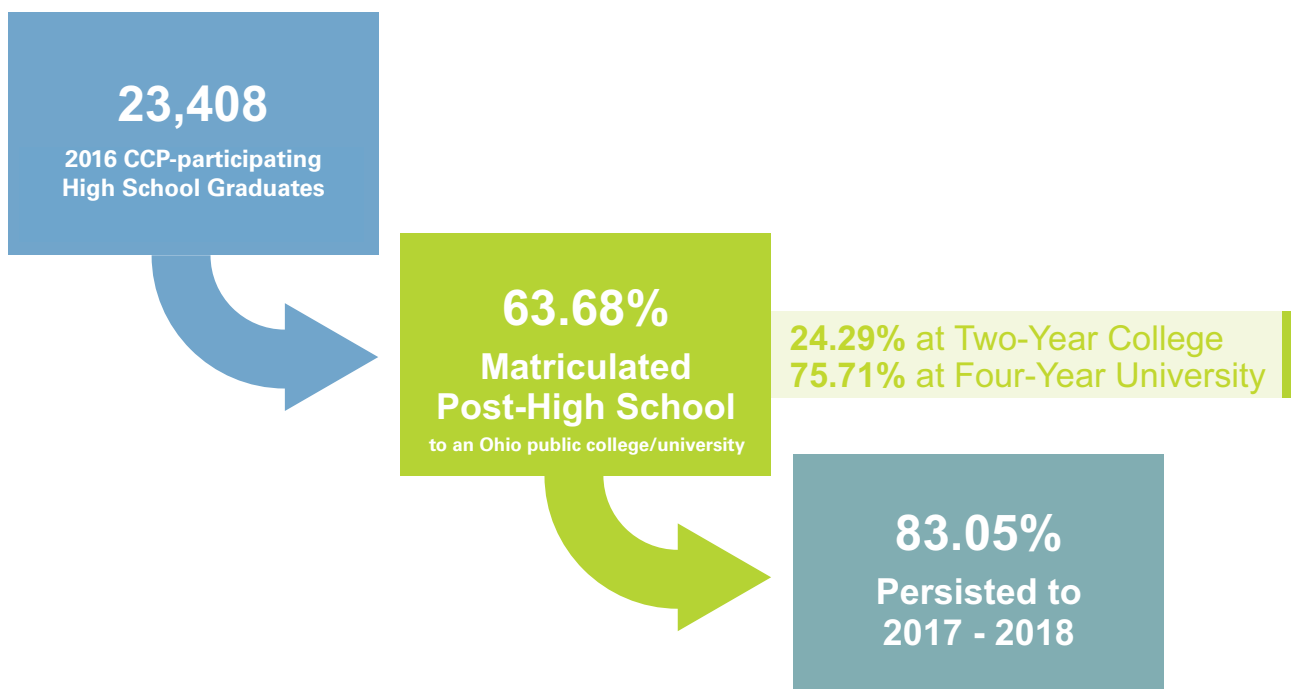
³ For additional information about student performance, please review the annual reports: www.ohiohighered.org/ccp.

Matriculation after High School

For the 2015-2016 academic year, 23,888 high school seniors enrolled in the CCP program and 23,408 of those seniors graduated, representing a 98 percent high school graduation rate for students participating in CCP. By comparison, the statewide four-year high school graduation rate for the 2016 class was 83.6 percent.⁴

Of the 23,408 CCP students who graduated, nearly 64 percent matriculated to an Ohio public college or university. Of those students, 24 percent (3,621) enrolled in a two-year college and 76 percent (11,286) attended a four-year university. As illustrated in Figure 3, 83.05 percent of those students persisted from their first year of college to their second year of college. It should be noted that data are limited to students who matriculate to an Ohio public college or university and do not include students who matriculate to a private or out-of-state college or university.

Figure 3



⁴ Source: 2018-2019 State Report Card - https://reportcardstorage.education.ohio.gov/2019-rc-app-files/State_Report_Card.pdf

Time to Completion

For students who participate in CCP and earn college credit while still in high school, the required remaining credit hours that must be earned once the student matriculates to a two-year college or four-year university is significantly reduced. Bachelor's degrees require at least 120 credit hours to complete and associate degrees require at least 60 credit hours. CCP students who graduated in 2016 needed an average of 40 more credit hours to earn an associate degree and 61 more credit hours to earn a bachelor's degree, once enrolled in a college or university. This is a significant reduction that results in less time and less expense for students to earn a degree. By entering a college or university with some credits already earned, a student can complete a certificate or degree more quickly, graduate early, and enter the workforce sooner.

**Table 1: Longitudinal Tracking of 2016 Graduates -
Number of Credits to Degree Post-High School Graduation⁵**

	Minimum Number of Credits for Credential Completion	Average Credits to Credential for CCP Students (Post-High School Graduation)
Certificate (at least one-year but less than two-year award)	30-60	40.08
Associate Degree	60	39.51
Bachelor's Degree	120	61.16

⁵ Data Note: These data reflect students who matriculated to an Ohio public college or university.

Cost Effectiveness

Tuition Expenditures

CCP results in significant savings for Ohio families because students earn college credit while in high school that they would otherwise pay for out of pocket as college students. The cost per credit hour for CCP is set by statute in Ohio Revised Code 3365.01. The cost varies depending on the delivery mode of the course (i.e., whether it is delivered on a college campus, high school campus, or online) and ranges from \$41.57 per credit hour for courses taught by qualified high school teachers on a high school campus to \$166.28 per credit hour for courses taught on a college campus.⁶ These costs for CCP courses are supported by taxpayer funds that were re-directed from the student's high school to the college delivering the courses, alleviating the family and student of the cost for these credit hours.

Tables 2 through 4 illustrate the cost savings to Ohio families by comparing the total payments made to colleges and universities through the CCP program, with the comparison rate that a family would pay for the same credit hours if the student paid tuition at the college or university. In 2016, the amount paid through CCP was just over \$38 million, compared to the standard tuition of nearly \$124 million. This shows that for every \$1 the state invests in CCP, we are saving Ohio families \$3 in tuition alone (not including textbooks or other fees).⁷

Table 2: Fiscal Year 2016

Sector	Total Tuition at Standard Tuition Rate	Total CCP Payments to Colleges/Universities FY16
Community Colleges	\$42,473,427.00	\$20,726,085.04
Independent Universities	\$40,719,468.00	\$3,462,932.91
University Main and Branch Campuses	\$40,779,912.00	\$13,917,317.68
TOTAL	\$123,972,807.00	\$38,106,335.63

⁶ Costs per credit hour for 2017-2018.

⁷ Data Note: For Tables 2-4, students that enroll in Ohio's public colleges and universities may incur a lower net price than the standard tuition reflected here, due to the availability of grants, scholarships, or other tuition reductions. The source of these data is the Integrated Postsecondary Education Data System (IPEDS). For specific payment information by school district, visit http://webapp2.ode.state.oh.us/school_finance/data/2020/ccp/f2020_ccp_deduction.asp.

Table 3: Fiscal Year 2017

Sector	Total Tuition at Standard Tuition Rate	Total CCP Payments to Colleges/Universities FY17
Community Colleges	\$50,988,732.00	\$25,631,684.92
Independent Universities	\$47,341,463.00	\$3,971,312.81
University Main and Branch Campuses	\$45,772,788.00	\$15,615,764.45
TOTAL	\$144,102,983.00	\$45,218,762.18

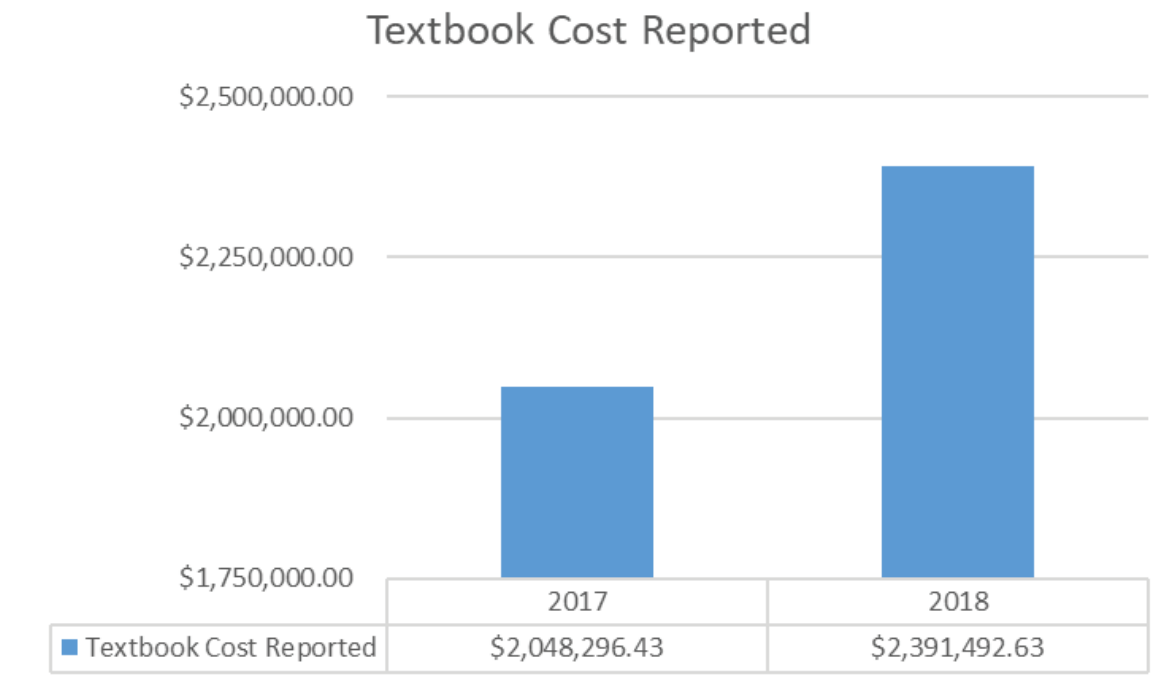
Table 4: Fiscal Year 2018

Sector	Total Tuition at Standard Tuition Rate	Total CCP Payments to Colleges/Universities FY18
Community Colleges	\$55,262,729.00	\$28,307,788.60
Independent Universities	\$46,081,945.00	\$4,088,671.00
University Main and Branch Campuses	\$47,089,903.00	\$16,437,036.60
TOTAL	\$148,434,577.00	\$48,833,496.20

Textbook Expenditures

In addition to tuition savings that students experience due to participation in CCP, students also save on the cost of textbooks for CCP courses they take. Under Ohio Revised Code 3365, secondary schools are responsible for textbooks for their students' college courses. Beginning in Fiscal Year 2017, public secondary schools had the opportunity to report textbook costs for CCP within the Education Management Information System. Figure 4 illustrates the total reported costs of CCP textbooks by secondary schools in Fiscal Years 2017 and 2018. Note that a small percentage (18.5%) of districts that had students participating in CCP courses actually reported CCP textbook costs. This would indicate that the actual cost savings for families is much higher.

Figure 4

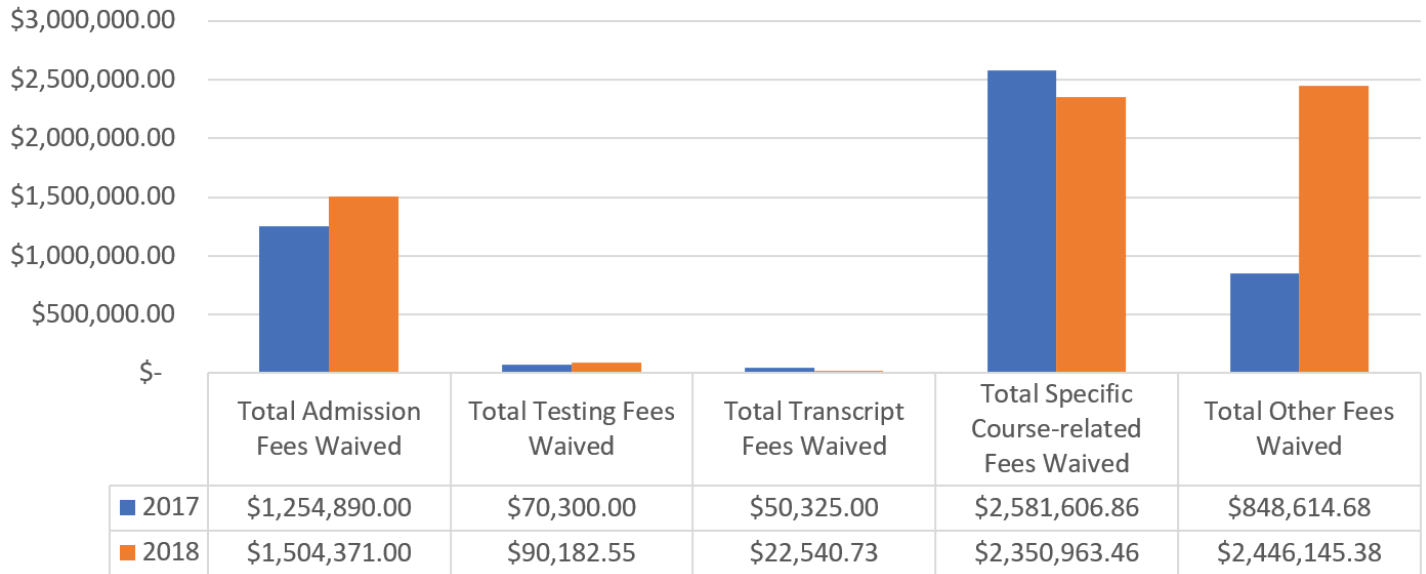


Waived Fees

The Ohio Revised Code also requires colleges and universities to waive all fees for student participation in the CCP program. These fees include admissions, testing, transcript, and course-specific (i.e. lab or supplies) fees. Beginning in Fiscal Year 2017, public and independent colleges and universities were required to provide the amount of waived fees for students in the program. Figure 5 illustrates the total amounts of waived fees.

Figure 5

Waived Fees



Data Sources: Integrated Postsecondary Education Data System, Ohio Department of Higher Education and the Education Management Information System, Ohio Department of Education.

Tuition Cost

As described above, participation in CCP is entirely free for students while enrolled in a public school and who take CCP courses through a public college or university. The cost of participation is supported by taxpayer funds that were re-directed from the public high school to the college or university delivering the courses. Foundation funds, identified by the General Assembly, serve as the base for the calculation of the default tuition rates⁸ for CCP. As outlined in Table 5, the default rates vary based on the delivery method of the course. For example, offering CCP courses on a college campus costs by default, \$166.28 for the 2017-2018 school year, while offering a course on the high school campus using a qualified high school teacher costs by default, \$41.57. By offering more CCP courses on their own campuses, public high schools can save on the costs of providing these opportunities to students and gain efficiencies. Additionally, secondary schools can work with partner colleges and universities to negotiate and agree to other amounts between the floor and ceiling, arriving at alternative rates beyond those reflected in Table 5.

Table 5

Delivery Mode	Cost Per Credit Hour 2015-2016	Percentage of Total Enrollment 2015-2016	Cost Per Credit Hour 2016-2017	Percentage of Total Enrollment 2016-2017	Cost Per Credit Hour 2017-2018	Percentage of Total Enrollment 2017-2018
On Campus (OC) (Ceiling)	\$163.23	39.35%	\$166.00	34.10%	\$166.28	37.00%
Online (OL) (Ceiling)	\$163.23	13.04%	\$166.00	12.60%	\$166.28	17.90%
High School, College Faculty (CI) (Mid-Level)	\$81.62	8.53%	\$83.00	11.10%	\$83.14	8.90%
High School, Approved High School Teacher (HI) (Floor)	\$40.81	39.08%	\$41.50	42.10%	\$41.57	36.20%

⁸ Alternative rates can be utilized if the secondary school and college negotiate and agree to other amounts between the floor and ceiling.

Conclusion

Since implementation in 2015, CCP has been a transformative addition to the high school experience and a game-changer for Ohio students. Early access to postsecondary courses supports the vision in *Each Child, Our Future* to transform the high school experience through advanced course offerings and exposure to careers and opportunities beyond high school graduation. For Ohio students, CCP participation means an expedited pathway to a postsecondary degree – on average, the remaining credit hours needed to earn an associate or bachelor’s degree once a student matriculates to a college or university is half of what would be required if the student had earned no credits while in high school. For families, the tuition savings realized are significant.

The Ohio Department of Education and Ohio Department of Higher Education continue their commitment to the success of the CCP program. As the program continues to mature and students who participated in CCP in high school graduate from a college or university and enter the workforce, both departments are committed to continued data collection to track, monitor, and improve CCP.



Ohio | Department of Education
Department of Higher Education

25 South Front Street | Columbus, OH 43215