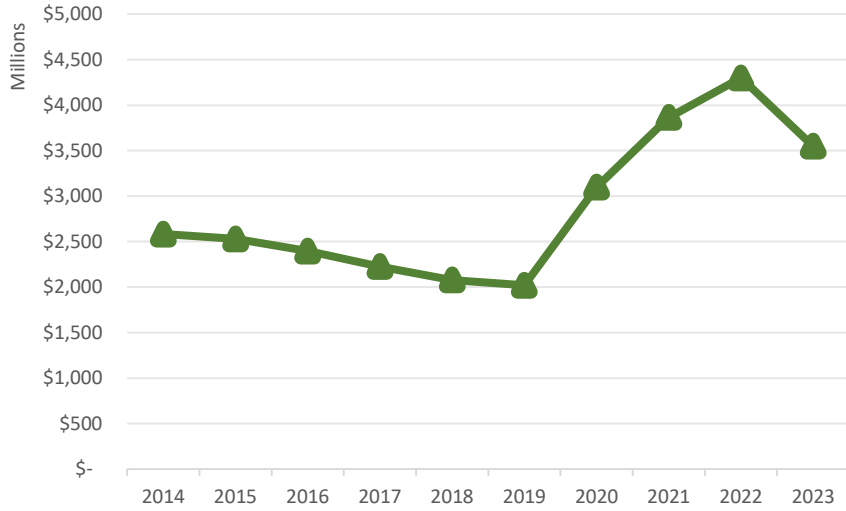




Legislative Budget Office of LSC

Supplemental Nutrition Assistance Program (SNAP)

Ohio SNAP Benefits Disbursed by FFY



In FFY 2023, Ohio SNAP participants received **\$3.55 billion** in benefits.

- The federal government pays the full cost of SNAP benefits.
- Federal, state, and local agencies share the administrative costs to operate the program.

The increase from 2019 to 2022 is due to the COVID-19 pandemic. The reason is twofold: SNAP benefits were temporarily increased during this time and additional individuals and households participated in the program.

In FFY 2023 benefit amounts declined due to the end of pandemic increases. Benefit amounts went back to normal levels after the February 2023 issuance.

SNAP Facts for FFY 2023



Average monthly benefits were:

Per Person:
\$209 in Ohio
\$212 for the U.S.

Monthly benefits per person were about \$132 in Ohio and about \$130 for the U.S. before the pandemic (FFY 2019).

Benefits vary due to household size and income. SNAP recipients, aged 16 to 59, who are not disabled must meet work-related requirements to remain eligible. Additional requirements and time limits apply to able-bodied adults without dependents aged 18 to 49.

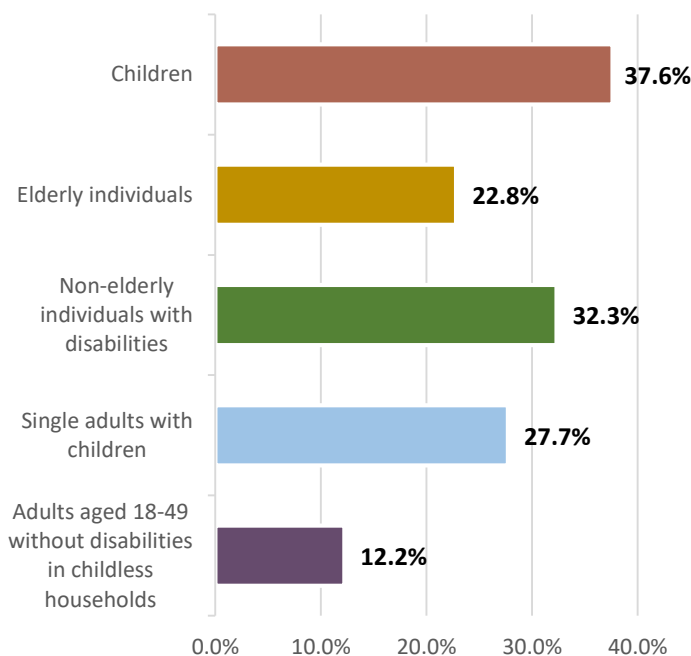
Monthly, an average of **730,208** Ohio households and **1,418,005** individuals received benefits.

Households must meet eligibility requirements based on income and resources to receive SNAP benefits. These include having a gross monthly income below **130%** of the federal poverty level (\$3,250 for a family of four) and meeting asset limits. Some households with an elderly or disabled member may still qualify with incomes above this limit.



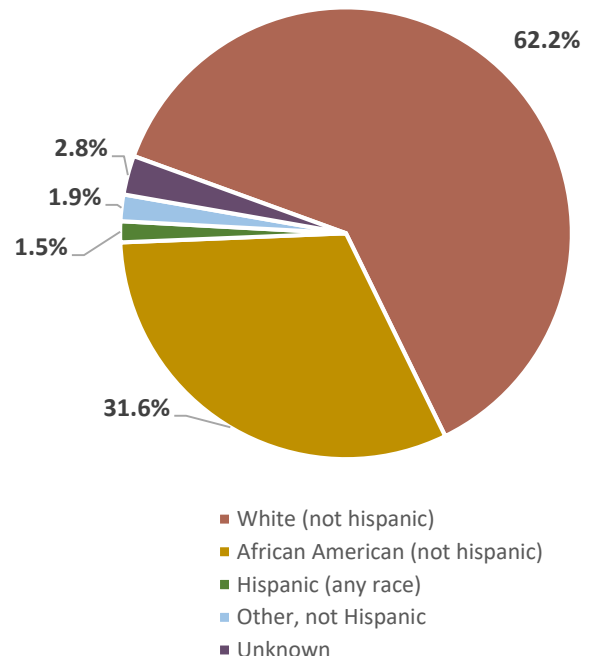
Characteristics of SNAP Households in FFY 2020*

Composition of Households



Note: These categories are not mutually exclusive.

Race/Ethnicity of Household Head



*Data for October 2019 through February 2020
 Source: U.S. Department of Agriculture