



# Legislative Budget Office of LSC

## FY 2023 Medical Marijuana Patient and Caregiver Registry Statistics

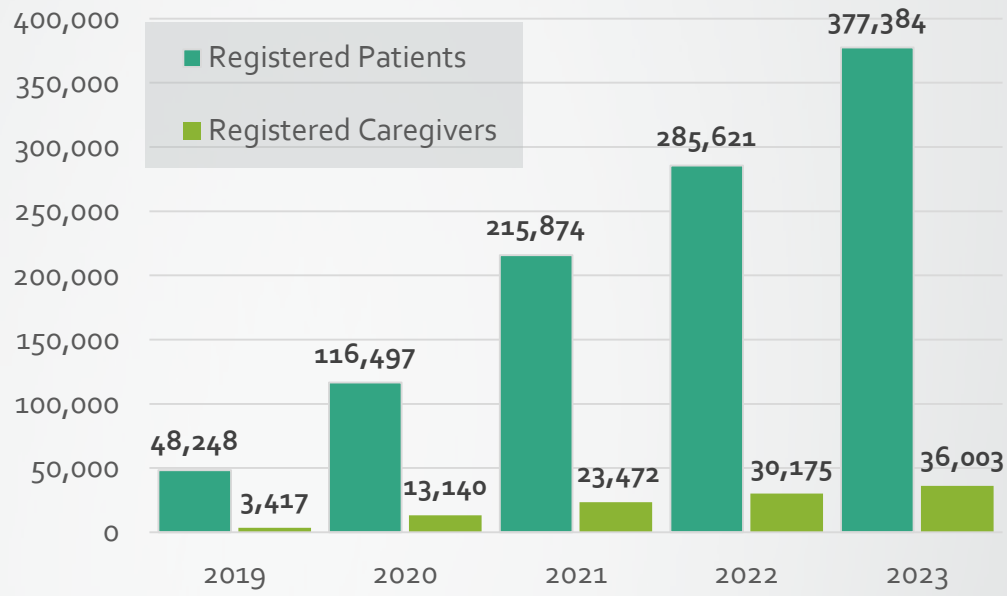
On December 3, 2018, the State Board of Pharmacy activated the Ohio Medical Marijuana Control Program (MMCP) Patient and Caregiver Registry. The Registry allows certified physicians to register patients and caregivers and to issue recommendations for the use of medical marijuana. Patients and caregivers are then able to use the system to complete registration for a medical marijuana patient registry card, update registration information, and pay the required annual fee. All reported statistics are as of June 30, 2023.

### 3 Steps to Legally Obtain Medical Marijuana

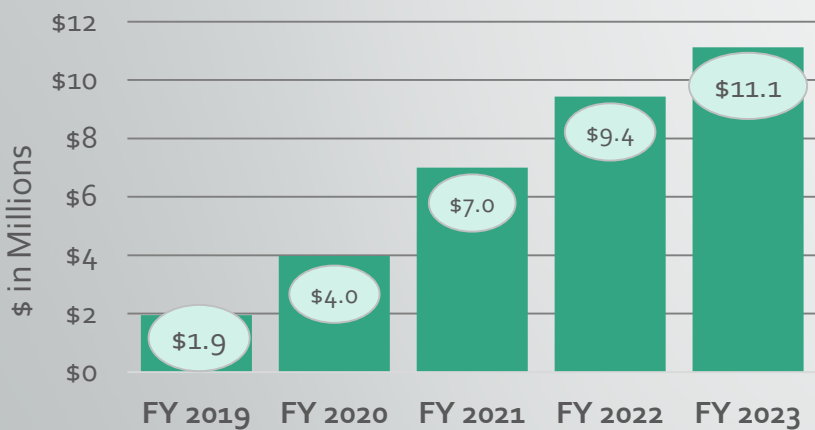
To obtain medical marijuana through the MMCP, a person must complete the following three steps:

<p><b>1</b></p> <p>Receive a recommendation from a certified physician confirming that a person has a qualifying medical condition</p> <p><b>778,067</b> people with a medical marijuana recommendation from a doctor</p> <p><b>+47.8%</b> compared to June 2022</p>	<p><b>2</b></p> <p>Register with the State Board of Pharmacy, including paying the required fee</p> <p><b>377,384</b> patients</p> <p><b>36,003</b> caregivers</p> <p><b>+30.9%</b> compared to June 2022</p>	<p><b>3</b></p> <p>Purchase medical marijuana from a dispensary licensed by the State Board of Pharmacy</p> <p><b>303,997</b> People, or <b>80.6%</b> of registered patients had made at least one purchase from a licensed dispensary</p> <p><b>+14.5%</b> compared to June 2022</p>
--	---	---

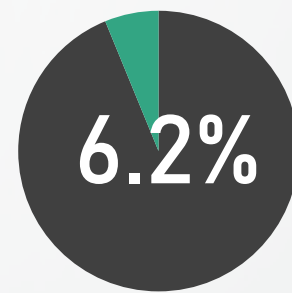
### Registered Patients and Caregivers (as of June of each year)



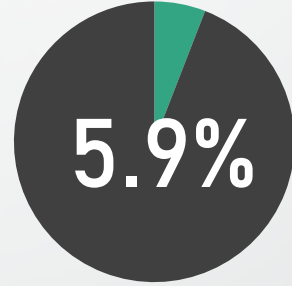
### Registration Fee Revenue



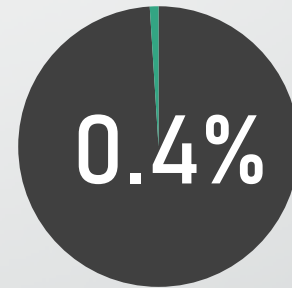
In FY 2023, patient and caregiver registration fees totaled **\$11.1 million** an increase of \$1.7 million, or 17.8%, from FY 2022 revenues of \$9.4 million.



**Indigent Status**  
6.2% (23,405) of registered patients qualified for indigent status. Indigent applicants are eligible to have their registration fee reduced by 50%.



**Veteran Status**  
5.9% (22,342) of registered patients qualified for veteran status. Veteran applicants are eligible to have their registration fee reduced by 50%.

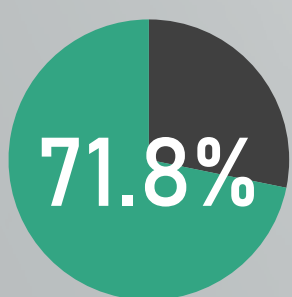


**Terminal Diagnosis**  
0.4% (1,346) of registered patients had a terminal diagnosis meaning a qualifying medical condition for which a prospective patient has received a diagnosis for a life expectancy of six months or less if the illness runs its normal course.

The annual cost of a medical marijuana registration is \$50 for patients and \$25 for caregivers, subject to reductions for indigent or veteran status. The money is credited to the Medical Marijuana Control Program Fund (Fund 5SY0), along with fees collected to issue licenses to MMCP dispensaries, cultivators, processors, and testing laboratories. The fund is used by the Board of Pharmacy and the Department of Commerce to pay for their respective operating costs in administering the MMCP.

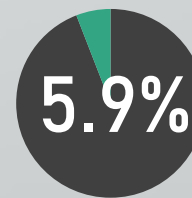
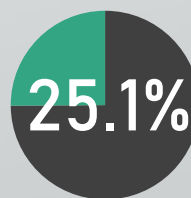
### Number of Registered Patients Recommended by Qualifying Medical Condition

Of the 377,384 registered patients in June 2023, many had multiple qualifying conditions.



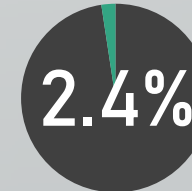
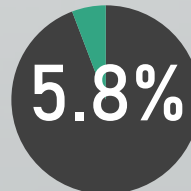
**Pain**  
that is either chronic and severe or intractable  
271,145

**PTSD**  
94,890



**Fibromyalgia**  
22,175

**Cancer**  
21,770



**Spinal Cord Disease or injury**  
8,935

#### Other Qualifying Medical Conditions (Registered Patients; Percentage of Patients)

Epilepsy/Seizure Disorder (8,349; 2.2%), Hepatitis C (6,648; 1.8%), Inflammatory Bowel Disease (6,474; 1.7%), Traumatic Brain Injury (5,033; 1.3%), Crohn's Disease (4,367; 1.2%), Multiple Sclerosis (4,338; 1.1%), Glaucoma (3,979; 1.1%), Ulcerative Colitis (2,866; 0.8%), HIV (2,034; 0.5%), Parkinson's Disease (1,785; 0.5%), Tourette's Syndrome (1,115; 0.3%), Spasticity (1,035; 0.3%), Cachexia (686; 0.2%), Alzheimer's Disease (578; 0.2%), Chronic Traumatic Encephalopathy (417; 0.1%), AIDS (320; 0.1%), Sickle Cell Anemia (284; 0.1%), Amyotrophic Lateral Sclerosis (238; 0.1%), Terminal Illness (163; 0.0%), Huntington's Disease (30; 0.0%). Irritable Bowel Syndrome was added in July, 2023 and is not reflected in the data.