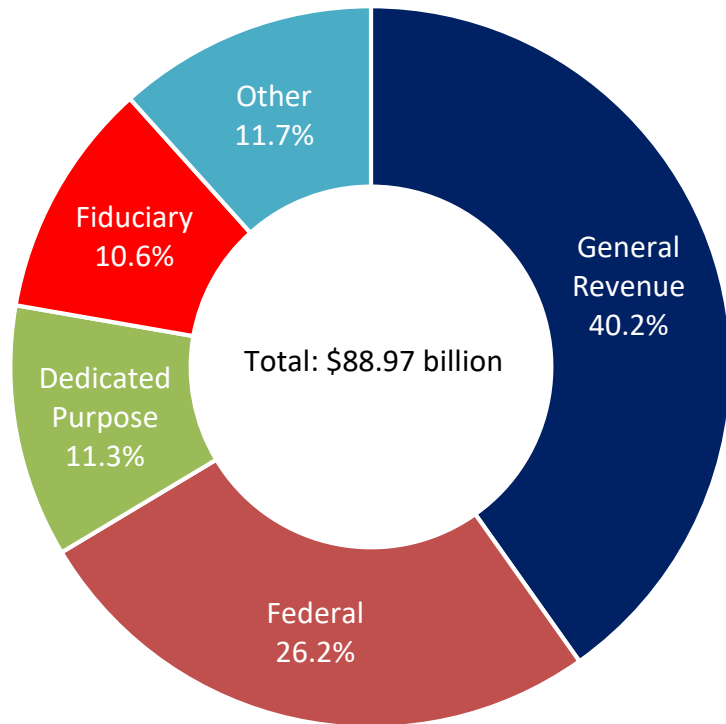


FY 2022 Operating Expenditures



GRF made up 40.2% of state operating spending in FY 2022

State Operating Spending by Fund Group, FY 2022

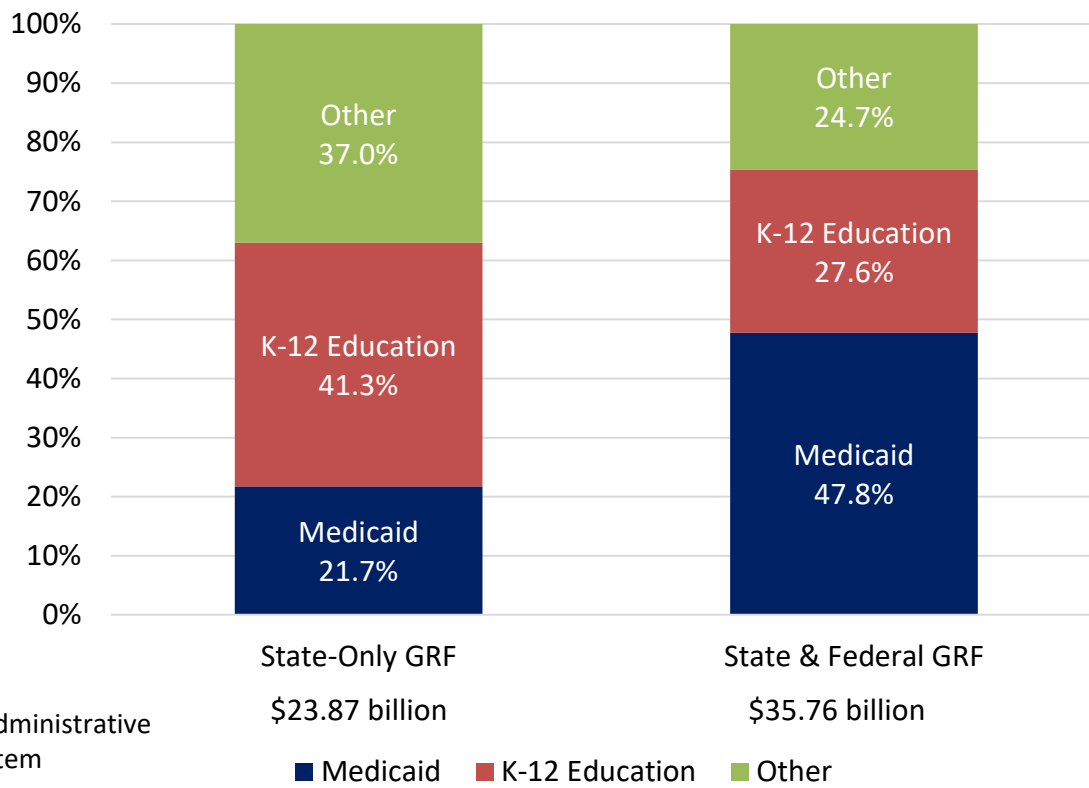


Source: Ohio Administrative Knowledge System

- In FY 2022, state operating spending totaled \$88.97 billion, of which \$35.76 billion (40.2%) came from the GRF, including \$11.89 billion in federal Medicaid reimbursements.
- The next largest source of operating spending was various federal funds at \$23.32 billion (26.2%).
- Spending from dedicated purpose funds totaled \$10.08 billion (11.3%) and included \$2.94 billion from the federal government for state and local government COVID relief.
- Spending from fiduciary funds totaled \$9.44 billion (10.6%).
- The remaining \$10.37 billion (11.7%) of spending was from funds in ten other fund groups.

Medicaid and primary and secondary education are the two largest GRF spending areas

GRF Program Spending by Program Area
FY 2022

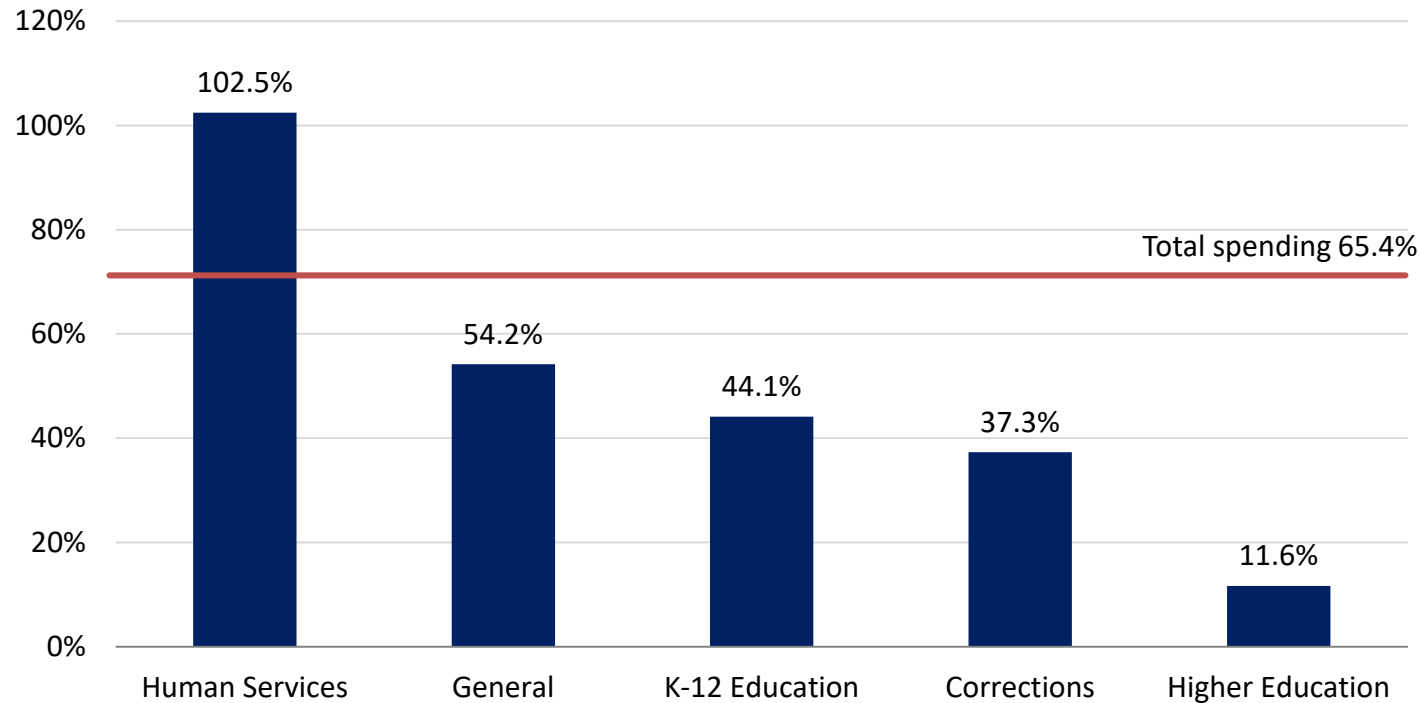


Source: Ohio Administrative Knowledge System

- GRF spending from only state sources totaled \$23.87 billion.
 - \$9.85 billion (41.3%) on primary and secondary education
 - \$5.19 billion (21.7%) on Medicaid
 - Other areas are higher education (\$2.74 billion, 11.5%), general government (\$2.41 billion, 10.1%), corrections (\$2.16 billion, 9.1%), and other health and human services (\$1.52 billion, 6.4%)
- GRF spending from both state and federal sources totaled \$35.76 billion.
 - Addition of \$11.89 billion in federal Medicaid reimbursements decreases primary and secondary education's share to 27.6% and increases Medicaid's share to 47.8% (\$17.08 billion).

Total state and federal GRF spending grew 65.4% over past two decades due to human services

GRF Spending Growth by Major Program Area
FY 2002-FY 2022



Sources: Ohio Administrative Knowledge System; Legislative Service Commission

- In nominal terms, total state and federal GRF spending increased 65.4% from FY 2002 to FY 2022.
- Human Services, including Medicaid, is the main driver behind this increase, having increased 102.5% over the same time period. A large portion of this spending is reimbursed by the federal government.
- All other categories increased by less than overall spending.
- Higher education saw the smallest increase of 11.6%.